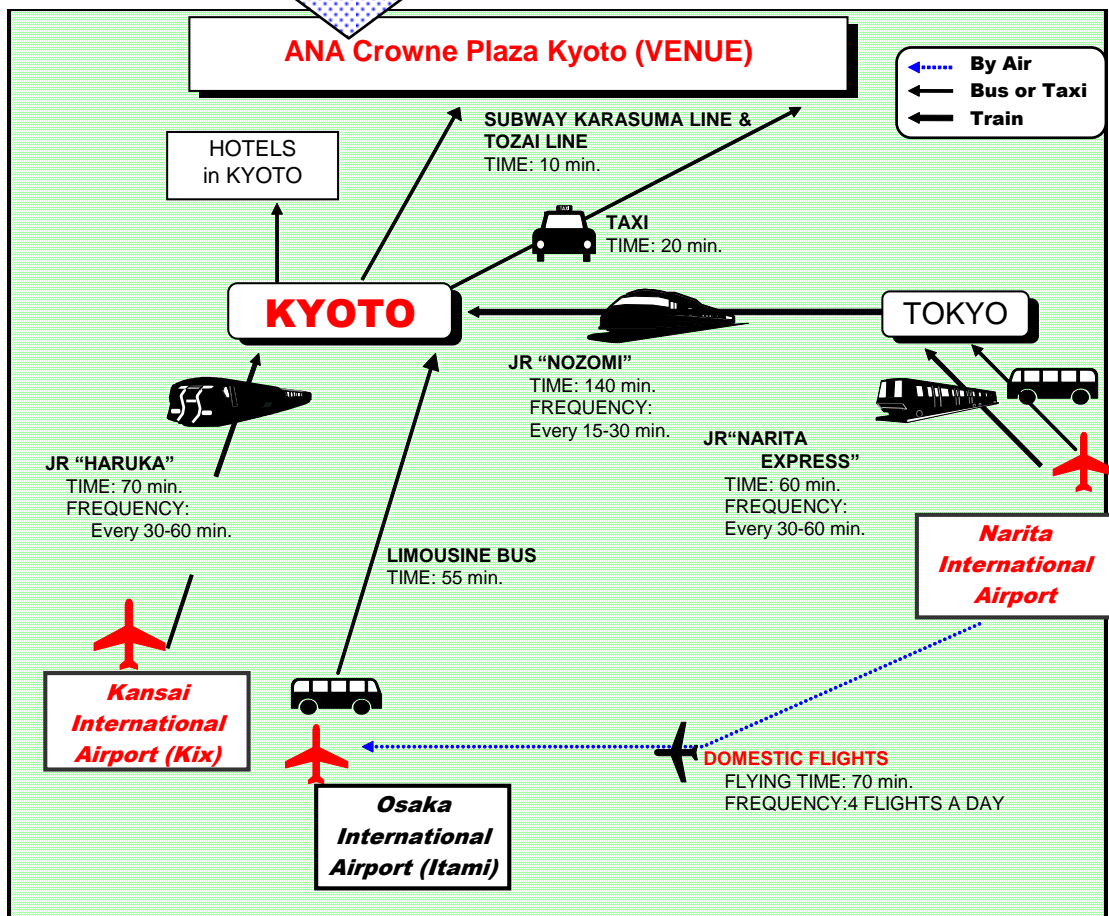
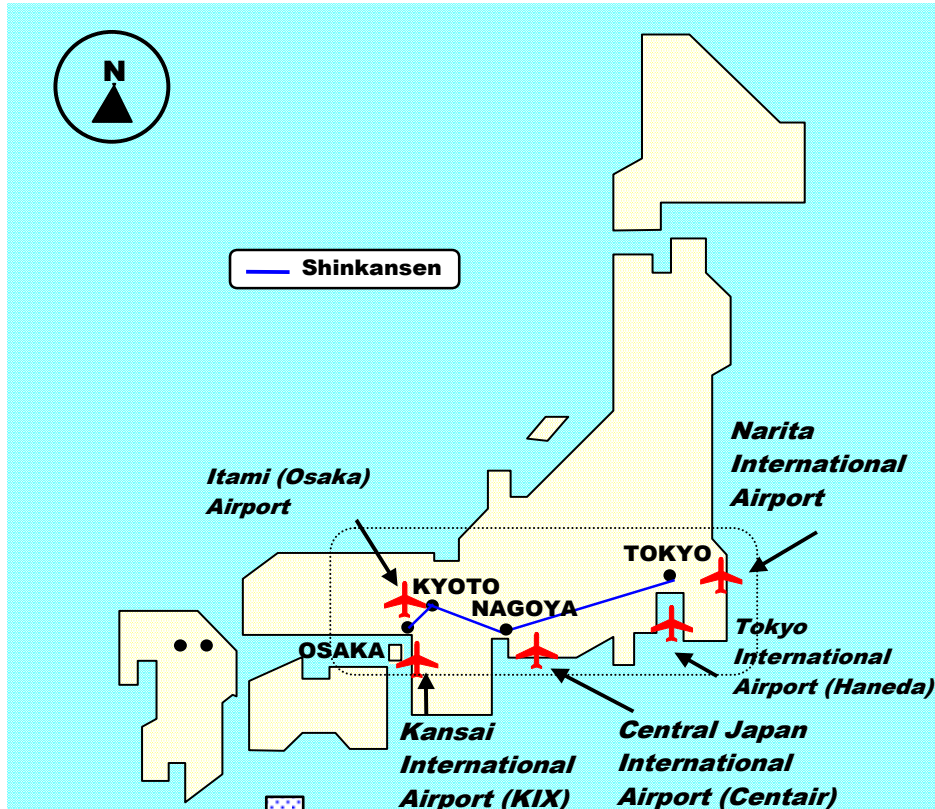


# ACCESS FROM MAJOR AIRPORTS TO KYOTO



※ Please note that there are 2 airports in Osaka area, Kansai Int'l Airport (KIX) and Osaka Int'l Airport (ITAMI, for domestic flights).

(As of April 2014)

# Shuttles Bus Schedule

★ From Kyoto Station



7時	8時	9時	10時	11時	12時	13時	14時	15時	16時	17時	18時	19時
-	00	00	00	00	00	00	00	00	00	00	00	00
-	15	15	15	15	15	15	15	15	15	15	15	15
-	30	30	30	30	30	30	30	30	30	30	30	30
-	45	45	45	45	45	45	45	45	45	45	45	45

For your convenience, we run  
Free daily shuttles between  
JR kyoto station and ANA hotel kyoto.

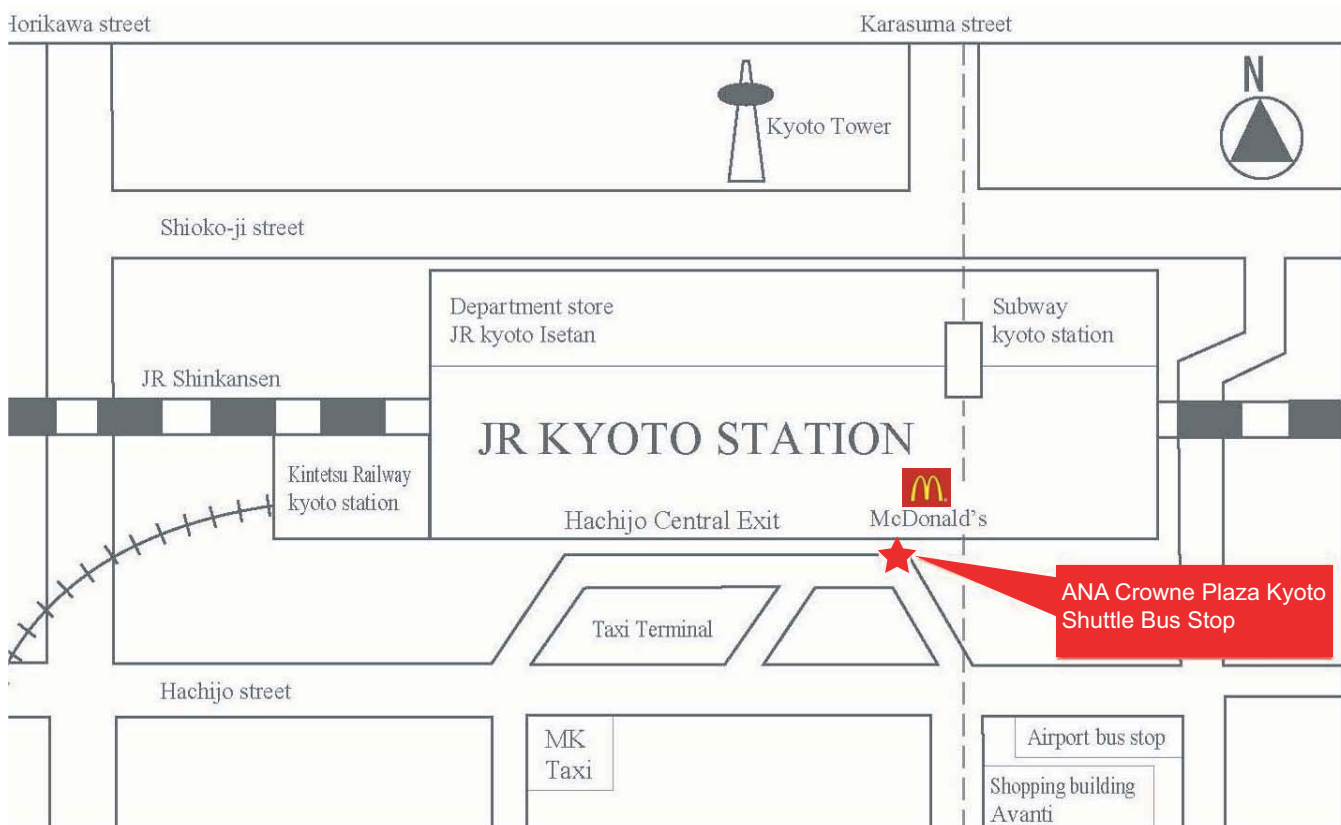
Please wait in front of McDonald's  
by the south exit of JR kyoto station.  
[ please see ★ mark on the map below ]

## From ANA Crowne Plaza Hotel

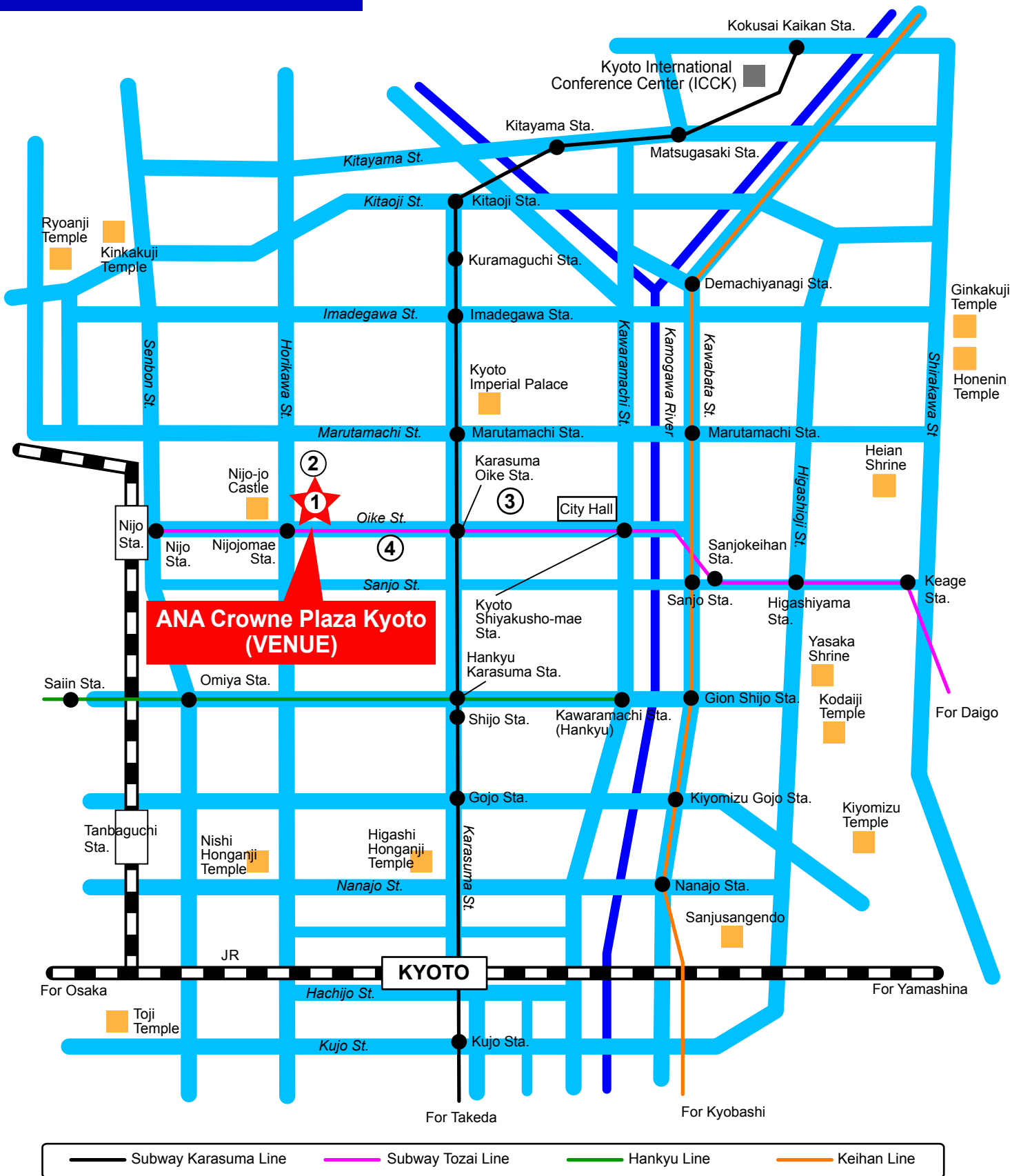
7時	8時	9時	10時	11時	12時	13時	14時	15時	16時	17時	18時	19時
-	05	05	05	05	05	05	05	05	05	05	05	05
-	20	20	20	20	20	20	20	20	20	20	20	20
-	35	35	35	35	35	35	35	35	35	35	35	35
40	50	50	50	50	50	50	50	50	50	50	50	50

It takes about 15 minutes.  
please allow 5 - 20 minutes difference  
of times and intervals for unforeseen  
changes due to the road condition.

The time schedule colored pink is only for  
Beer Garden season.(Between 20 May and 15 Sep.)



# Map of Kyoto



① ANA Crowne Plaza Kyoto (VENUE)

② Kyoto Kokusai Hotel

③ Hearton Hotel Kyoto

④ Kyoto Garden Hotel